

DON'T RUSH THE RUB

Keep hands wet with sanitiser throughout the rub-in phase to ensure full disinfection – it's the simplest step to stronger protection.



Apply a palmful of the hand gel.



Cover whole surface of hands, rubbing palm to palm.



Spread hand gel over the back of each hand with fingers interlaced.



Rub palm to palm with fingers interlaced.



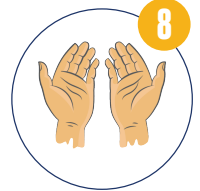
Grip the fingers on each hand and rub in a sideways back and forth movement.



Clasp each thumb in the opposite hand and rotate.



Press fingers into palm of each hand and rotate.




Once dry, your hands are safe.



DON'T RUSH THE RUB

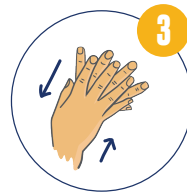
Cover all parts of your hands with sanitiser and rub until dry for complete protection.



Apply a palmful of the hand gel.



Cover whole surface of hands, rubbing palm to palm.



Spread hand gel over the back of each hand with fingers interlaced.



Rub palm to palm with fingers interlaced.



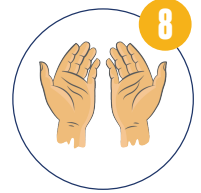
Grip the fingers on each hand and rub in a sideways back and forth movement.



Clasp each thumb in the opposite hand and rotate.



Press fingers into palm of each hand and rotate.



Once dry, your hands are safe.

